

Chapter I Section I: Hello, C Lesson Guide

Objective

By the end of this section, students should be able to identify the C bell and connect it to the color red, the note Do and the letter C.

Overview

In this section, students will learn the first musical note, Do! Do is the Red Bell C, and we'll practice singing, hand-signing and playing with our home-base bell to begin this chapter.

Essential Question

How can a student identify the musical sound C?

Instruction Tips

Before and after you watch the video, allow children to practice with the sheet music exploring all methods: using hand-signs; singing the words, note names or Solfege names; and playing the bells.

Materials

- C Bell
- Red Crayon
- Hello C Video Access
- Workbook pages: 12-17

Table of Contents

Hello C Song Sheets	12
C Letter Trace	14
Color the Cs	15
Circle the Cs #1	16
Circle the Cs #2	17

Complementary Activities

Have a discussion about other words that begin with the letter C.

Practice call & response with one person leading & the other following on C.

Section II. Video Annotations

0:36 Pause and try to sing and play "C" with your instrument! Then resume the video for "Hello C".

1:13 For young children, pause and ask the question "What color is it?" Ask them, "can we all sing 'Hello, Red'?"

1:53 Ask learners to repeat the word Solfège and resume.

4:48 Repeat the "C-ya Later" section.

At the end ask "so we learned about the note C today. What are some ways that we can identify the note C?"

Hello, C

Lesson 1!



Play and sing each line 2 times, then move onto the next line.
Then repeat the song with the Solfège hand-signs!

REPEAT

He - llo C He - llo C

REPEAT

He - llo Red He - llo Red

REPEAT


do do do do do do do do

He - llo Do He - llo Do

REPEAT

do do do do do do do do

C - YA Later C - YA Later



c c c c c c c c c c c

1 1 1 1 1 1 1 one one one

red red red red red

do do do do do do do

C C C C C C C C C C C

1 1 1 1 1 ONE ONE ONE


RED RED RED RED

DO DO DO DO DO DO

Color the Cs



Play the pattern of short and long notes below with your C bell. Then sing it with the Do hand-sign. After that, color in C boxes red.





A	C	B	C	C
E	C	G	C	F
C	B	C	G	C
F	C	C	C	D
C	E	A	G	C



Circle the Cs

Practice writing the words below. Then circle the pictures that begin with C.



apple

cat




trees



dog

bird

cake



cherry



crab

fish



Circle the Cs



Practice writing the words below. Then circle the pictures that begin with C.



bunny

cow


pear



clock

turtle

duck



bear

chair

lemon